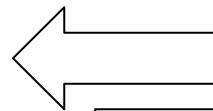


How to Create A Parent Access Account

The screenshot shows the PowerSchool HomeSchool website interface. At the top, the logo reads "PowerSchool" in blue and "HomeSchool" in a lighter blue. Below the logo is a "Login" section with a "User Name" input field, a "Password" input field, a "Submit" button, and a link for "Having trouble logging in?". Below the login section is a "Create an Account" section. It contains a paragraph of text: "Create a parent/guardian account that allows you to view all of your students with one login account. You can also manage your account preferences. [Learn more.](#)" and a "Create Account" button. A red callout box with the text "Click Here" and a mouse cursor points to the "Create Account" button. At the bottom left is the Pearson logo, and at the bottom right is the copyright information: "Copyright© 2005 - 2010 Pearson Education, Inc., or its affiliate(s). All rights reserved. www.PearsonSchoolSystems.com".



Click on the Create Account button. In the future after your account is created, you will login by entering your User Name and Password at the top of the screen.

Enter the following information:

- First Name
- Last Name
- Email address
- Desired User Name - This is the name you will use to access the system in the future. (Do not use your email address.)
- Password and Re-Enter Password -The gauge on the right lets you know the strength of your password choice.

Link Students to Account

The following information is required for each student you wish to add to your account:

- Student's name
- Access ID
- Access Password
- Your relationship to the student

Click Enter when done.

PowerSchool

Create Parent/Guardian Account

First Name	<input type="text" value="Lori"/>
Last Name	<input type="text" value="Carroll"/>
Email	<input type="text" value="lilmamalori@gmail.com"/>
Desired User Name	<input type="text" value="loricarroll"/>
Password	<input type="password" value="••••••••"/> <input type="button" value="Better"/>
Re-enter Password	<input type="password" value="••••••••"/>

Link Students to Account

Enter the Access ID, Access Password, and Relationship for each student you wish to add to your Parent/Guardian Account

Student Name	Access ID	Access Password	Relationship
1. <input type="text" value="William Carroll"/>	<input type="text" value="willcarr"/>	<input type="password" value="••••••••"/>	<input type="text" value="Mother, step"/>
2. <input type="text"/>	<input type="text"/>	<input type="password"/>	-- Choose
3. <input type="text"/>	<input type="text"/>	<input type="password"/>	-- Choose
4. <input type="text"/>	<input type="text"/>	<input type="password"/>	-- Choose
5. <input type="text"/>	<input type="text"/>	<input type="password"/>	-- Choose
6. <input type="text"/>	<input type="text"/>	<input type="password"/>	-- Choose
7. <input type="text"/>	<input type="text"/>	<input type="password"/>	-- Choose

Congratulations! Your new Parent/Guardian Account has been created. Enter your Username and Password to start using your new account.

Login

User Name

Password

[Having trouble logging in?](#)

Submit

You can now access your Parent Access account information. Enter the Username and Password you created above and click the Submit button.

Adding Students to Your Account

Click the Account Preferences icon.

PowerSchool

William ← Active student

Carroll, Lori (Last Login: 10/24/2010 at 9:56 AM) Logout

Grades and Attendance | Grade History | Attendance History | Email Notification | Teacher Comments | School Bulletin | Class Registration | Balance | My Calendars | **Account Preferences**

Grades and Attendance

To add a student to your account, click Account Preferences.

Exp	Last Week					This Week					Course	Q1	Q2	S1	Q3	Q4	S2	Absences	Tardies
	M	T	W	H	F	M	T	W	H	F									
1(A)											Language Arts 7 Spitzer, Kathy	B 83	--	B 83	--	--	--	3	0
2(A)											Social Studies 7 Spitzer, Kathy	B+ 89	--	B 85	--	--	--	3	0
3(A)											Math 2 Lauro, Kristin	A- 91	--	B+ 88	--	--	--	3	0
4(A)											Life Science 7 Day, Jennifer	D 64	--	D 64	--	--	--	3	0
5(A)											Junior High and Beyond Moore, Julie	--	--	--	--	--	--	3	0
6(A)											Unified Arts/Music Platten, Charles	A 95	--	--	--	--	--	0	0
Attendance Totals																	15	0	

Current Simple GPA (Q1): 3.000

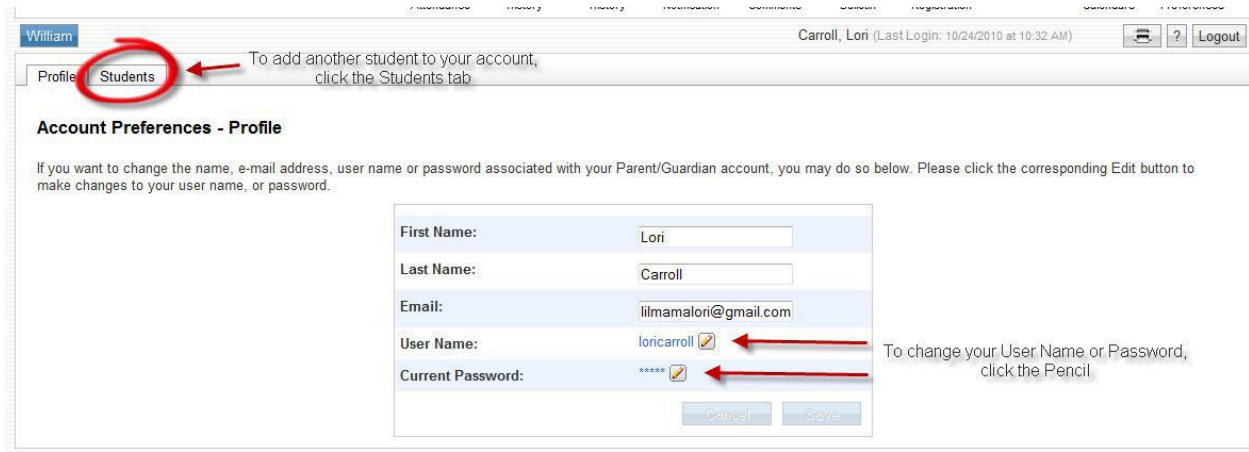
Show dropped classes also

Legend

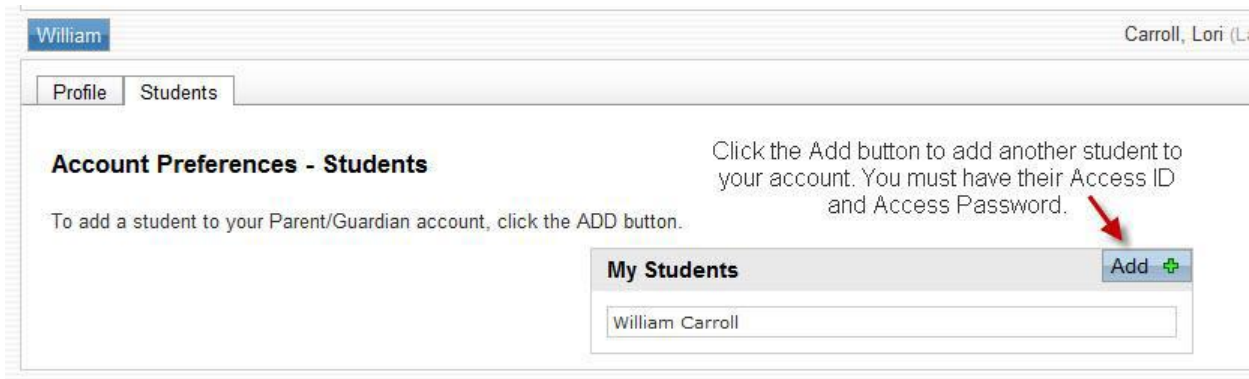
Attendance Codes: Blank=Present | ETY=Excused Tardy | TDY=Unexcused Tardy | UNV=Unverified | UNX=Unexcused | PE=Parent Excused | DE=Doctor/Dentist | ISS=In School Suspension | SUS=Suspended | OFF=Office | CUT=Truant | VAC=Vacation | ACT=School Activity | WAI=Ill Waiver | KAP=KAP | DT=Detention Center | CNF=Crisis RC/ATU | SLF=Self Legal | ASC=Ab Skill Center | FAPE=FAPE School

Citizenship Codes: O=Outstanding | S=Satisfactory | U=Unsatisfactory

The Profile tab allows you to change your First Name, Last Name, Email address, User Name (used to access Parent Access) and Current Password.

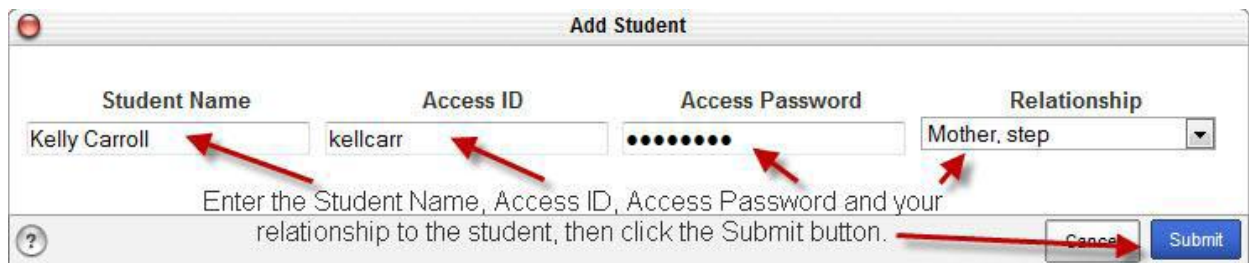


Click the Students tab to add another student to your account. Students can attend different schools, however, you must have their Access ID and Access Password to add them to your account.



PEARSON Copyright © 2005 - 2010 Pearson Education, Inc., or its affiliate(s). All rights reserved.

Enter the student's Name, Access ID, Access Password and your relationship to the student. Click the Submit button to add the student to your account.



The new student has been added to your account. Each of you students will have their own tab at the top of the page.


Kelly William Carroll, Lori (Last Login: 10/24/2010 at 10:32 AM)


Profile **Students**


Account Preferences - Students

To add a student to your Parent/Guardian account, click the ADD button.

✓ Changes Saved



The new student has been added to your account. 












My Students Add 

Kelly Carroll 

William Carroll

Click the student's name and the page icon containing the data you wish to see.

PowerSchool Carroll, Lori (Last Login: 10/24/2010 at 10:32 AM)   [Logout](#)

Click the page icon containing the data you wish to see           

Kelly William Change students by clicking their name tab. Logout

Grades and Attendance

Attendance By Class

Exp	Last Week					This Week					Course	Q1	Q2	S1	Q3	Q4	S2	Absences	Tardies
	M	T	W	H	F	M	T	W	H	F									
1(A)											Classical Lit James, Zoe	--	--	--	--	--	--	0	0
2(A)											US History Zapatka, Jeni	A 97	--	A 94	--	--	--	0	0
3(A)											World History Kelly, Chalen	--	--	--	--	--	--	2	0
4(A)											Photography Schmitt, Jeff	A 100	--	A 100	--	--	--	1	1
5(A)											Business Math Ferate, Kerri	--	--	--	--	--	--	1	0
6(A)											PV-Study Skills Oathout, Rachel	--	--	--	--	--	--	1	1
Attendance Totals																	5	2	

Current Simple GPA (Q1):

Show dropped classes also

Legend

Attendance Codes: Blank=Present | ETY=Excused Tardy | TDY=Unexcused Tardy | UNV=Unverified | UNX=Unexcused | PE=Parent Excused | DE=Doctor/Dentist | ISS=In School Suspension | SUS=Suspended | OFF=Office | CUT=Truant | VAC=Vacation | ACT=School Activity | WAI=Ill Waiver | KAP=KAP | DT=Detention Center | CNF=Crisis RCI/ATU | SLF=Self Legal | ASC=Ab Skill Center | FAPE=FAPE School |

Citizenship Codes: O=Outstanding | S=Satisfactory | U=Unsatisfactory |

To keep your student's data secure, Logout when you are finished.